

# Control Switch

K08, 10, 12 Series



LED Round



LED Square



LED Rectangular

## Part Number Description

**K08, 10, 12** - 1 2 3 4

Model	Ø08, 10, 12 Control Switch				
<b>1</b> Operator Type	1 : Pilot Light	2 : Momentary			
<b>2</b> Illumination & Shape	7 : LED Round	8 : LED Square	9 : LED Rectangular		
<b>3</b> Contact Form	0 : No Contact	1 : 1C	2 : 2C		
<b>4</b> Color	R : Red	G : Green	Y : Yellow	W : White	B : Blue

## General Specification

Contact Ratings	Contact Material	Ag allow (Au Plate)
	Rated Current (Resistive Load)	1A 24VDC
		1A 120VAC
		0.5A 240VAC
	Maximum Switching Current	3A
Maximum Rated Voltage	250VAC, 110VDC	
LED Module Ratings	Rated Current	15mA
	Life Cycle	50,000 hrs
	Rated Voltage	6, 12, 24VDC
General Ratings	Dielectric Strength	2,000VAC (1 minute)
	Life Cycle	Mechanical Momentary : Min. 200,000
		Mechanical Maintained : Min. 100,000
		Electrical : Min 100,000
	Degree of Protection	IP40
Terminal Soldering Temperature	20W 5 sec / 260°C 3 sec	
Ambient Temperature	-25°C to +55°C (with no icing or condensation)	




\* LED working 50% less than the original brightness after 50000 hours.



KC60947-5-1



## Products Selection

Operator Type	Shape	Contact Form	Color	Part Number	Rated Voltage
Ø 8 Illuminated LED Pilot Light 	Round	-	Red	K08-170R	6VDC 12VDC 24VDC
			Green	K08-170G	
			Blue	K08-170B	
			Yellow	K08-170Y	
			White	K08-170W	
				Square	
Green	K08-180G				
Blue	K08-180B				
Yellow	K08-180Y				
White	K08-180W				
	Rectangular	-	Red	K08-190R	6VDC 12VDC 24VDC
			Green	K08-190G	
			Blue	K08-190B	
			Yellow	K08-190Y	
			White	K08-190W	




# Control Switch

K08, 10, 12 Series

## Products Selection

Operator Type	Shape	Contact Form	Color	Part Number	Rated Voltage
Ø 8 Momentary Non-Illuminated Push Button Switch      	Round	1C	Red	K08-211R	-
			Green	K08-211G	
			Blue	K08-211B	
			Yellow	K08-211Y	
			White	K08-211W	
	Square	1C	Red	K08-221R	-
			Green	K08-221G	
			Blue	K08-221B	
			Yellow	K08-221Y	
			White	K08-221W	
	Rectangular	1C	Red	K08-231R	-
			Green	K08-231G	
			Blue	K08-231B	
			Yellow	K08-231Y	
			White	K08-231W	
Ø 8 Momentary Illuminated LED Push Button Switch      	Round	1C	Red	K08-271R	6VDC 12VDC 24VDC
			Green	K08-271G	
			Blue	K08-271B	
			Yellow	K08-271Y	
			White	K08-271W	
	Square	1C	Red	K08-281R	6VDC 12VDC 24VDC
			Green	K08-281G	
			Blue	K08-281B	
			Yellow	K08-281Y	
			White	K08-281W	
	Rectangular	1C	Red	K08-291R	6VDC 12VDC 24VDC
			Green	K08-291G	
			Blue	K08-291B	
			Yellow	K08-291Y	
			White	K08-291W	

## Products Selection

Operator Type	Shape	Contact Form	Color	Part Number	Rated Voltage
Ø 10 Illuminated LED Pilot Light 	Round	-	Red	K10-170R	6VDC 12VDC 24VDC
			Green	K10-170G	
			Blue	K10-170B	
			Yellow	K10-170Y	
			White	K10-170W	
	Square	-	Red	K10-180R	6VDC 12VDC 24VDC
			Green	K10-180G	
			Blue	K10-180B	
			Yellow	K10-180Y	
			White	K10-180W	
	Rectangular	-	Red	K10-190R	6VDC 12VDC 24VDC
			Green	K10-190G	
			Blue	K10-190B	
			Yellow	K10-190Y	
			White	K10-190W	




# Control Switch

K08, 10, 12 Series

## Products Selection

Operator Type	Shape	Contact Form	Color	Part Number	Rated Voltage
Ø 10 Momentary Non-Illuminated Push Button Switch      	Round	1C	Red	K10-211R	-
			Green	K10-211G	
			Blue	K10-211B	
			Yellow	K10-211Y	
			White	K10-211W	
	Square	1C	Red	K10-221R	-
			Green	K10-221G	
			Blue	K10-221B	
			Yellow	K10-221Y	
			White	K10-221W	
	Rectangular	1C	Red	K10-231R	-
			Green	K10-231G	
			Blue	K10-231B	
			Yellow	K10-231Y	
			White	K10-231W	
Ø 10 Momentary Illuminated LED Push Button Switch      	Round	1C	Red	K10-271R	6VDC 12VDC 24VDC
			Green	K10-271G	
			Blue	K10-271B	
			Yellow	K10-271Y	
			White	K10-271W	
	Square	1C	Red	K10-281R	6VDC 12VDC 24VDC
			Green	K10-281G	
			Blue	K10-281B	
			Yellow	K10-281Y	
			White	K10-281W	
	Rectangular	1C	Red	K10-291R	6VDC 12VDC 24VDC
			Green	K10-291G	
			Blue	K10-291B	
			Yellow	K10-291Y	
			White	K10-291W	

## Products Selection

Operator Type	Shape	Contact Form	Color	Part Number	Rated Voltage
Ø 12 Illuminated LED Pilot Light 	Round	-	Red	K12-170R	6VDC 12VDC 24VDC
			Green	K12-170G	
			Blue	K12-170B	
			Yellow	K12-170Y	
			White	K12-170W	
	Square	-	Red	K12-180R	6VDC 12VDC 24VDC
			Green	K12-180G	
			Blue	K12-180B	
			Yellow	K12-180Y	
			White	K12-180W	
	Rectangular	-	Red	K12-190R	6VDC 12VDC 24VDC
			Green	K12-190G	
			Blue	K12-190B	
			Yellow	K12-190Y	
			White	K12-190W	

# Control Switch

K08, 10, 12 Series

## Products Selection

Operator Type	Shape	Contact Form	Color	Part Number	Rated Voltage
Ø 12 Momentary Non-Illuminated Push Button Switch 	Round	1C	Red	K12-211R	6VDC 12VDC 24VDC
			Green	K12-211G	
			Blue	K12-211B	
			Yellow	K12-211Y	
			White	K12-211W	
	Square	1C	Red	K12-221R	6VDC 12VDC 24VDC
			Green	K12-221G	
			Blue	K12-221B	
			Yellow	K12-221Y	
			White	K12-221W	
	Rectangular	1C	Red	K12-231R	6VDC 12VDC 24VDC
			Green	K12-231G	
			Blue	K12-231B	
			Yellow	K12-231Y	
			White	K12-231W	
Ø 12 Momentary Illuminated LED Push Button Switch 	Round	1C	Red	K12-271R	6VDC 12VDC 24VDC
			Green	K12-271G	
			Blue	K12-271B	
			Yellow	K12-271Y	
			White	K12-271W	
		2C	Red	K12-272R	6VDC 12VDC 24VDC
			Green	K12-272G	
			Blue	K12-272B	
			Yellow	K12-272Y	
			White	K12-272W	
	Square	1C	Red	K12-281R	6VDC 12VDC 24VDC
			Green	K12-281G	
			Blue	K12-281B	
			Yellow	K12-281Y	
			White	K12-281W	
	2C	Red	K12-282R	6VDC 12VDC 24VDC	
		Green	K12-282G		
		Blue	K12-282B		
		Yellow	K12-282Y		
		White	K12-282W		
Rectangular	1C	Red	K12-291R	6VDC 12VDC 24VDC	
		Green	K12-291G		
		Blue	K12-291B		
		Yellow	K12-291Y		
		White	K12-291W		
	2C	Red	K12-292R	6VDC 12VDC 24VDC	
		Green	K12-292G		
		Blue	K12-292B		
		Yellow	K12-292Y		
		White	K12-292W		

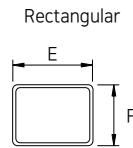
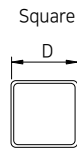
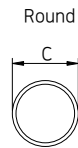
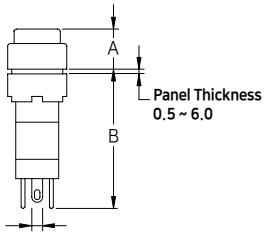
# Control Switch

K08, 10, 12 Series

## Dimension

unit : mm

K08, 10, 12 Series



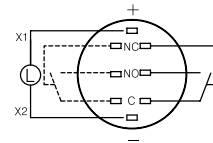
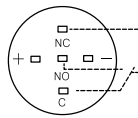
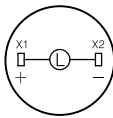
	A	B	C	D	E	F
<b>K08 Series</b>	9	29	Ø9	9	12	9
<b>K10 Series</b>	9	29	Ø12	12	16	12
<b>K12 Series</b>	9	29	Ø14	14	18	14

## Wiring Diagram

Pilot Light

1C

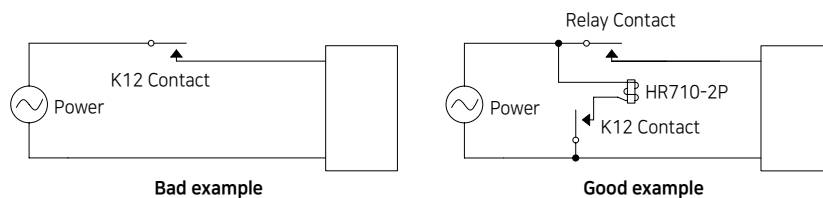
2C



1. Illuminated Push Button Pilot Light

## Caution

When using Ø8, Ø10 and Ø12 small Control Switches as the main power switch for the control unit, follow the instructions below for ensure long life and safety of the device.



When rectifying the AC current for the DC power for lighting, the DC power must be a constant voltage source with a ripple range of 10 % or less.

Do not apply excessive impact or force to prevent damage to the product.

Excessively high soldering temperature and prolonged soldering time may lead to the damage to the product. Comply with the specifications.

The product has a built-in current limiting resistor, and no additional resistor is required.

The brightness of the LED lamp may decrease to 50 % of the initial level after its lifetime.

☞ Specifications and materials may change to improve the product quality. without notice.