

Single Phase Zero Switching

KMSR Series



Part Number Description

KMSR	-	1	2	3	4		
1 Control Voltage		D : 4 ~ 32VDC	A : 90 ~ 265VAC				
2 Output Type		S : Single Phase	D : DC				
3 Load Current		005 : 5A *	010 : 10A	020 : 20A	025 : 25A	030 : 30A	040 : 40A
		050 : 50A	060 : 60A	100 : 100A			
4 Load Voltage	AC	2 : 90 ~ 240VAC	4 : 90 ~ 480VAC				
	DC	5 : 50VDC					

* DC output type only.

** Please contact us when using FAN.

General Specification

► General Ratings

Insulation Resistance	100MΩ/ 500VDC(between Terminal and Case)
Dielectric Strength	2500VAC(50/60Hz 1 minute)
Vibration Resistance	10 ~ 55Hz, amplitude : 1.5mm,x,y,z each axis 2 hours
Shock Resistance	1000 m/s ² ,x,y,z each axis 3times
Storage Temperature	-30°C ~ 90°C (with no icing or condensing)
Ambient Temperature	-25°C ~ 70°C (with no icing or condensing)
Ambient Humidity	45 ~ 85% RH (no condensing)
Weight	Approx 100g

Part Number		DS0102	DS0202	DS0252	DS0302	DS0402	DS0502	DS0602	DS1002	
Input Ratings	Rated Control Voltage					4 ~ 32VDC				
	Pick-up Voltage					Min. 3VDC				
	Drop-out Voltage					Max. 1.5VDC				
	Input Current					3 ~ 35mA				
DC Input AC Output (90 ~ 240VAC)	Rated Load Voltage					90 ~ 240VAC				
	Repetitive Blocking Voltage(Minimum)					600V		800V		
	Rated Load Current	10A	20A	25A	30A	40A	50A	60A	100A	
	Frequency	47 ~ 63Hz								
	Single cycle Surge Current Resistance	170A	250A	315A			580A			
	Output Leakage Current (Maximum)	10mA	15mA							
	Output On Voltage Drop (Maximum)					1.5V				
	Minimum Switching Current					1A				
	Pick-up / Drop-out time					1/2 cycle Max. 1ms				

* Heatsink Recommendations

- We recommend that solid state relay modules be mounted to a heatsink sufficient to maintain the module's base temperature at less 85°C under worst case ambient temperature and load conditions.
- The module should be mounted to the heatsink using two#10 screws.

Single Phase Zero Switching

KMSR Series

General Specification

Part Number		DS0104	DS0204	DS0254	DS0304	DS0404	DS0504	DS0604	DS1004		
DC Input AC Output (90 ~ 480VAC)	Rated Control Voltage	4 ~ 32VDC									
	Input Ratings	Pick-up Voltage	Min. 3VDC								
		Drop-out Voltage	Max. 1.5VDC								
		Input Current	3 ~ 35mA								
	Output Ratings	Rated Load Voltage	90 ~ 480VAC								
		Repetitive Blocking Voltage(Minimum)	800V	1200V							
		Rated Load Current	10A	20A	25A	30A	40A	50A	60A	100A	
		Frequency	47 ~ 63Hz								
		Single cycle Surge Current Resistance	170A	250A	350A	370A	580A				
		Output Leakage Current (Maximum)	20mA								
Output On Voltage Drop (Maximum)		1.3V	1.6V	1.8V							
Minimum Switching Current		1A									
Pick-up / Drop-out time	1/2 cycle Max. 1ms										
Part Number		DD0055	DD0105	DD0205	DD0051	DD0101	DD0201	DD0054	DD0104	DD0204	
		DD0305	DD0405	DD0505	DD0301	DD0401	DD0501	DD0304	DD0404	DD0504	
DC Input DC Output (4 ~ 32VDC)	Rated Control Voltage	4 ~ 32VDC									
	Input Ratings	Pick-up Voltage	Min. 3VDC								
		Drop-out Voltage	Max. 1.5VDC								
		Input Current	5 ~ 20mA								
Output Ratings	Rated Load Voltage	10 ~ 50VDC			10 ~ 100VDC			10 ~ 400VDC			
	Rated Load Current	5A	10A	20A	5A	10A	20A	5A	10A	20A	
		30A	40A	50A	30A	40A	50A	30A	40A	50A	
	Drop-out Voltage	1/2 cycle Max. 1ms									
Part Number		AS0102	AS0202	AS0252	AS0302	AS0402	AS0502	AS0602	AS1002		
AC Input AC Output (90 ~ 240VAC)	Rated Control Voltage	90 ~ 265VAC									
	Input Ratings	Pick-up Voltage	Min. 72VAC								
		Drop-out Voltage	Max. 60VAC								
		Input Current	Max. 15mA								
Output Ratings	Rated Load Voltage	90 ~ 240VAC									
	Repetitive Blocking Voltage(Minimum)	600V					800V				
	Rated Load Current	10A	20A	25A	30A	40A	50A	60A	100A		
	Frequency	47 ~ 63Hz									
	Single cycle Surge Current Resistance	170A	250A	315A			580A				
	Output Leakage Current (Maximum)	10mA	15mA								
	Output On Voltage Drop (Maximum)	1.5V									
	Minimum Switching Current	1A									
Pick-up / Drop-out time	1/2 cycle Max. 1ms										

General Specification

Part Number		AS0104	AS0204	AS0254	AS0304	AS0404	AS0504	AS0604	AS1004
Input Ratings	Rated Control Voltage	90 ~ 265VAC							
	Pick-up Voltage	72VAC 이상							
	Drop-out Voltage	60VAC 이하							
	Input Current	15mA 이하							
AC Input AC Output (90 ~ 240VAC)	Rated Load Voltage	90 ~ 480VAC							
	Repetitive Blocking Voltage(Minimum)	800V	1200V						
	Rated Load Current	10A	20A	25A	30A	40A	50A	60A	100A
	Frequency	47 ~ 63Hz							
	Single cycle Surge Current Resistance	170A	250A	350A	370A	580A			
	Output Leakage Current (Maximum)	20mA							
	Output On Voltage Drop (Maximum)	1.3V	1.6V	1.8V					
	Minimum Switching Current	1A							
	Pick-up / Drop-out time	1/2 주기 최대 1ms							

Product Selection


Output Voltage Type	Control Voltage	Load Voltage	Load Current	Part Number	Load Voltage	Load Current	Part Number
Single phase AC	4 ~ 32VDC	90 ~ 240VAC	10A	KMSR-DS0102	90 ~ 480VAC	10A	KMSR-DS0104
			20A	KMSR-DS0202		20A	KMSR-DS0204
			25A	KMSR-DS0252		25A	KMSR-DS0254
			30A	KMSR-DS0302		30A	KMSR-DS0304
			40A	KMSR-DS0402		40A	KMSR-DS0404
			50A	KMSR-DS0502		50A	KMSR-DS0504
			60A	KMSR-DS0602		60A	KMSR-DS0604
			100A	KMSR-DS1002		100A	KMSR-DS1004
	90 ~ 265VAC	90 ~ 240VAC	10A	KMSR-AS0102	90 ~ 480VAC	10A	KMSR-AS0104
			20A	KMSR-AS0202		20A	KMSR-AS0204
			25A	KMSR-AS0252		25A	KMSR-AS0254
			30A	KMSR-AS0302		30A	KMSR-AS0304
			40A	KMSR-AS0402		40A	KMSR-AS0404
			50A	KMSR-AS0502		50A	KMSR-AS0504
			60A	KMSR-AS0602		60A	KMSR-AS0604
			100A	KMSR-AS1002		100A	KMSR-AS1004



Single Phase Zero Switching

KMSR Series

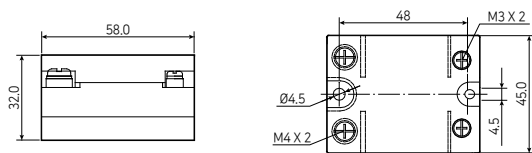
Product Selection

	Output Voltage Type	Control Voltage	Load Voltage	Load Current		Part Number	Load Voltage	Load Current		Part Number	Load Voltage	Load Current		Part Number
				5A	10A			5A	10A			5A	10A	
	DC	4 ~ 32VDC	10 ~ 50VDC	5A	KMSR-DD0055	10 ~ 100VDC	5A	KMSR-DD0051	10 ~ 400VDC	5A	KMSR-DD0054	10A	KMSR-DD0104	
				10A	KMSR-DD0105		10A	KMSR-DD0101		10A	KMSR-DD0104			
				20A	KMSR-DD0205		20A	KMSR-DD0201		20A	KMSR-DD0204			
				30A	KMSR-DD0305		30A	KMSR-DD0301		30A	KMSR-DD0304			
				40A	KMSR-DD0405		40A	KMSR-DD0401		40A	KMSR-DD0404			
				50A	KMSR-DD0505		50A	KMSR-DD0501		50A	KMSR-DD0504			

Dimension

unit : mm

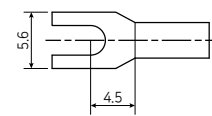
Outline Dimensions



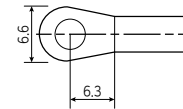
Terminal

unit : mm

Input

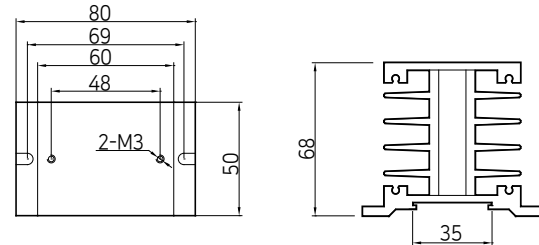
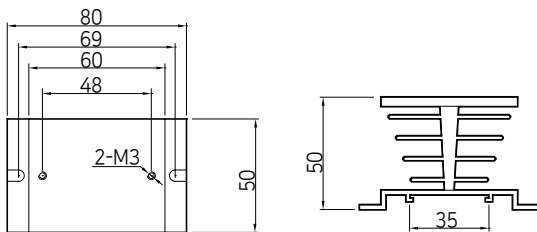


Output



KHS-A025 (10A, 15A, 20A, 25A)

KHS-A040 (30A, 40A)



※ Please contact us when using FAN.

Diagram

Connecting Diagrams

