

Control Station

KE Series








Part Number Description

KE	①	-	②	③
① Type	No mark : Standard		P : Panel Type (2Button 15A 250VAC Only)	
② Button	2 : 3 Pole 2 Button		3 : 3Pole Forward Reverse Button (Only 15A Available)	
③ Rated Current	10 : 10 A		15 : 15A	30 : 30A

General Specification

Switching Performance	20 / Minutes, Min. 100,000 Times
Operation	Maintained
Case	Cold rolled Steel Sheets
Tightening Torque	0.8 N·m (8.16 Kgf·cm)

Product Selection

	Case	Type	Pole	Button	Rated Ampere	Part Number
		Standard	3	2	10A 250VAC	KE-210
		Standard	3	2	15A 250VAC	KE-215
	Cold rolled Steel Sheet	Standard	3	2	30A 440VAC	KE-230
		Panel Type	3	2	15A 250VAC	KEP-215
		Standard	3	3 Forward Reverse	15A 250VAC	KE-315

Caution

- Connect the large current breaker for the large current load above the rating.
 - Use caution for short or open circuits when the product is transported or moved.
 - Consider the ambient environment, e.g., water, oil and dirt.
 - Severe impact or falling matters may cause operating errors.
- ⇒ Specifications and materials may change without prior notice to improve the product quality.

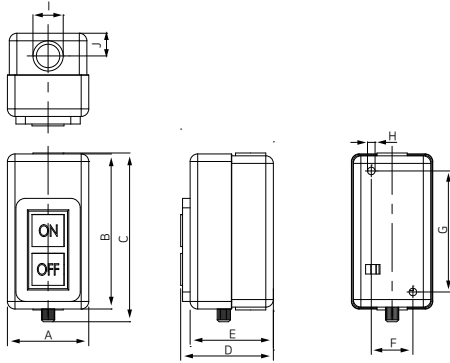
Control Station

KE Series

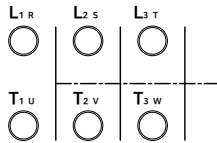
Dimension

Unit : mm

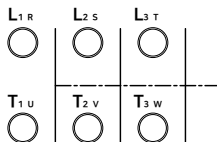
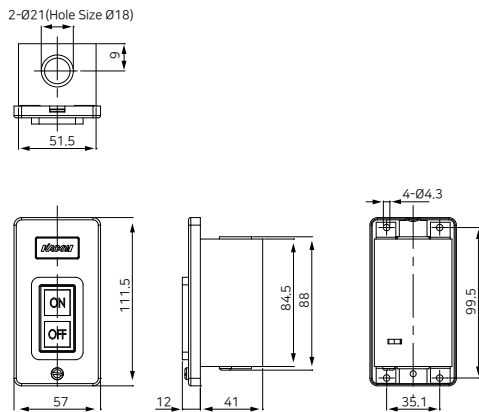
KE -210



	KE-210	KE-215	KE-230
A	43	53	62
B	82	87	103.5
C	89	94	117.5
D	49	56	58
E	44	50	52
F	22	35	43
G	64	73	84
H	2-Ø4.0	2-Ø4.5	2-Ø5
I	2-Ø16(Hole Size Ø16)	2-Ø21(Hole Size Ø20)	2-Ø21(Hole Size Ø20)
J	12	13	13



KEP - 215



KE - 315

